

The DELTA series is a powerful mid-range labeler with speeds up to 180 per minute. The DELTA models include a powerful Servo label applicator/s, stainless steel enclosed base cabinet and have larger electrical cabinets, heavy duty top aluminum support plates. As standard, they offer multiple adjustments; X, Y, Z and tilt and a 9' long sanitary raised bed Stainless Steel conveyor.

DELTA Panel Labeler

One to five panel label applications



The machine comes complete with a variable speed product separation wheel with optional chain, belt or screw worm feed aligners.

The Delta Panel can be equipped with a removable wrap belt to enable panel and wrap labeling on the same machine.

DELTA Panel Labeler

One to five panel label applications

The **Delta Panel** has heavy duty plates with precision shafting, Siko style numerical adjusters in many areas and graduated scales for easy repeat setups.



Prism Roller system

Extremely popular is the Aesus Prism roller system.

The prism system is for highly accurate wrap labeling and can be attached to panel labellers with a PLC.

Twin adjustable rollers support the container against the wrap belt holding the container perfectly aligned; once in perfect alignment the label is dispensed.



Some of the features include

- No bulky control box or heavy interconnecting leads.
- Compact design Quick release core holders and take up reels.
- Built in user friendly color display screen with recipe management.
- Custom Servo control designed perfectly for label applications with appropriate ramp up and ramp down speeds.

Quick Change Reels



An Exclusive applicator feature is the twist on/twist off Core and rewind holders. Just twist a knob and the core is released to load fresh Labels. The same system for the backing paper.

- Overhead servo belt has a built in Encoder to precisely follow a Conveyor or Rotary turret drives.
- Variable speeds and adjustable Gear ratios Start delays, stop delays, missing label advances, shift registers.
- Patented Inductive label sensor that can mount right at the dispense blade to handle even Mylar labels, without the need to play with photo electrics which can dust up.
- Patented moving dispensing beak to ensure that difficult labels are precisely dispensed.
- Connections for Printers, barcode readers, print engines
- A Myriad of bolt on standard options are available to



Just the faster label changes will probably pay for your Label Applicator!

DELTA Wrap

Inline Wrap Around Labeler

Our Delta Wrap, for the intermediate user, includes the powerful Servo head capable of dispensing labels up to 150 Meters/minute.

Labeling speeds depends on label and bottle size but speeds in excess of 150 BPM/minute are obtainable.

Included is a Stainless Steel clad base cabinet, color touch screen control with recipe management, raised bed sanitary Stainless Conveyor, inset scales, bottle separation wheel, and wrap belt.



The optional heavy duty mounting plate gives extra rigidity for preferred mounting of Coders and vision systems.

Accessories

Container Handling Options



- Prism roller system
- Taller Wrap Belts
- Reject Station
- Product Aligner - Feed Screw System

Label Handling Options

- Oversize infeed reels
- Tall label extenders
- Motorized power rewind
- Motorized power unwind
- Loose Loop
- Low and broken web detectors
- Hot Stamp Coder
- Thermal Printers
- Laser Coder
- Missing Label Detection
- Luminescence Detection
- Bar Code Readers

Other Options

- Safety Guarding
- Extended Conveyor
- Verification System
- Vision Systems
- Other Voltages




Easier Set ups

Scales inset into shafting for ease of repeat set ups, optional dial indicators (standard on the Premier series), and heavy duty 48mm diameter shafting for effortless adjustments are included where useful.

Optional Prism Roller System

A Prism aligner can ensure supreme accuracy by grabbing a difficult container against the wrap belt to align and rotate it in a fraction of a second before the label is applied.



Heavy Duty Mounting Plate

The optional heavy duty mounting plate is arranged conveniently along the length of the labeler so that it does not stick out into the aisle way. It is solid to give extra rigidity for preferred mounting of Coders and vision systems.



Recipe Management

User friendly Color Touchscreen incorporates recipe management for easy recall of previous set ups.